

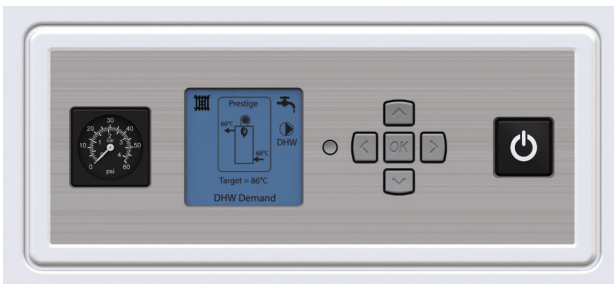


# PRESTIGE Solo


## High Efficiency Condensing Gas Boilers

- 439 Stainless Steel Fire Tube Heat Exchanger
- ASME Stamped Heat Exchanger
- 95% AFUE
- Turndown ratios up to 5.5:1
- Low Pressure Drop with Proven Performance
- 2" to 4" Venting
- Multiple Venting Termination Options
- Low NOx - 2012 SCAQMD Certified
- 7 Models from 80 to 399 MBH
- 5 Year Limited Parts Warranty
- 10 Year Limited Heat Exchanger Warranty
- 5 & 10 Year Extended Warranty Options

### Featuring ACVMax Control with:

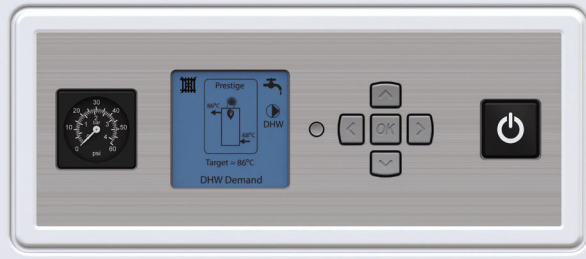


- 60 Second Set-up Based on Previous TriMax Platform
- Integrated Cascade Function for up to 6 Boilers
- Optional LonWorks® and BACnet BMS® Gateway
- Two Outdoor Reset Curves / Set Points
- Multiple Zone Control
- Multiple Circulator Control



# Prestige - Leader in Serviceability

## ACVMax Control



### 60 Second Set-Up

- Choose from 6 standard heating applications to set up the boiler in 60 seconds or less.
  - Finned Tube Baseboard
  - Cast Iron Baseboard
  - Radiators
  - High Mass Radiant
  - Low Mass Radiant
  - Fancoil
- Preconfigured for indirect hot water applications

### Integrated Cascade

Joins up to 6 boilers: Master boiler automatically recognizes linked boilers: Meets simultaneous DHW & Space Heating calls: Full Parallel Modulation: Automatic Duty Cycling.

### Multiple Zone Control

- Accepts 2 space heating calls with independent outdoor reset curves
- Simultaneously heat dual temperature heating systems with built-in mixing valve control
- Manage up to 2 space heating zones and 1 DHW zone without an external zone control panel

### Multiple Circulator Control

- Presets allow quick configuration of 4 circulator outputs for the application
- Each circulator output is fully configurable for custom applications

### Intelligent Troubleshooting

Describes lockouts in plain english and suggests solutions: Stores last 8 errors. Records sensor readings for 24 hours.

## Next Generation Fire Tube Heat Exchanger


### High Water Content

- Provides stable temperature control
- Low sensitivity to water flow changes
- Reduces short cycling
- Adapts to large or small heating loads

### Unique Geometry

- Designed for maximum reliability with low thermal stress
- Improved water flow for maximum heat transfer
- 439 Stainless Steel with titanium for corrosion resistance
- Polypropylene condensate pan and flue resists corrosion

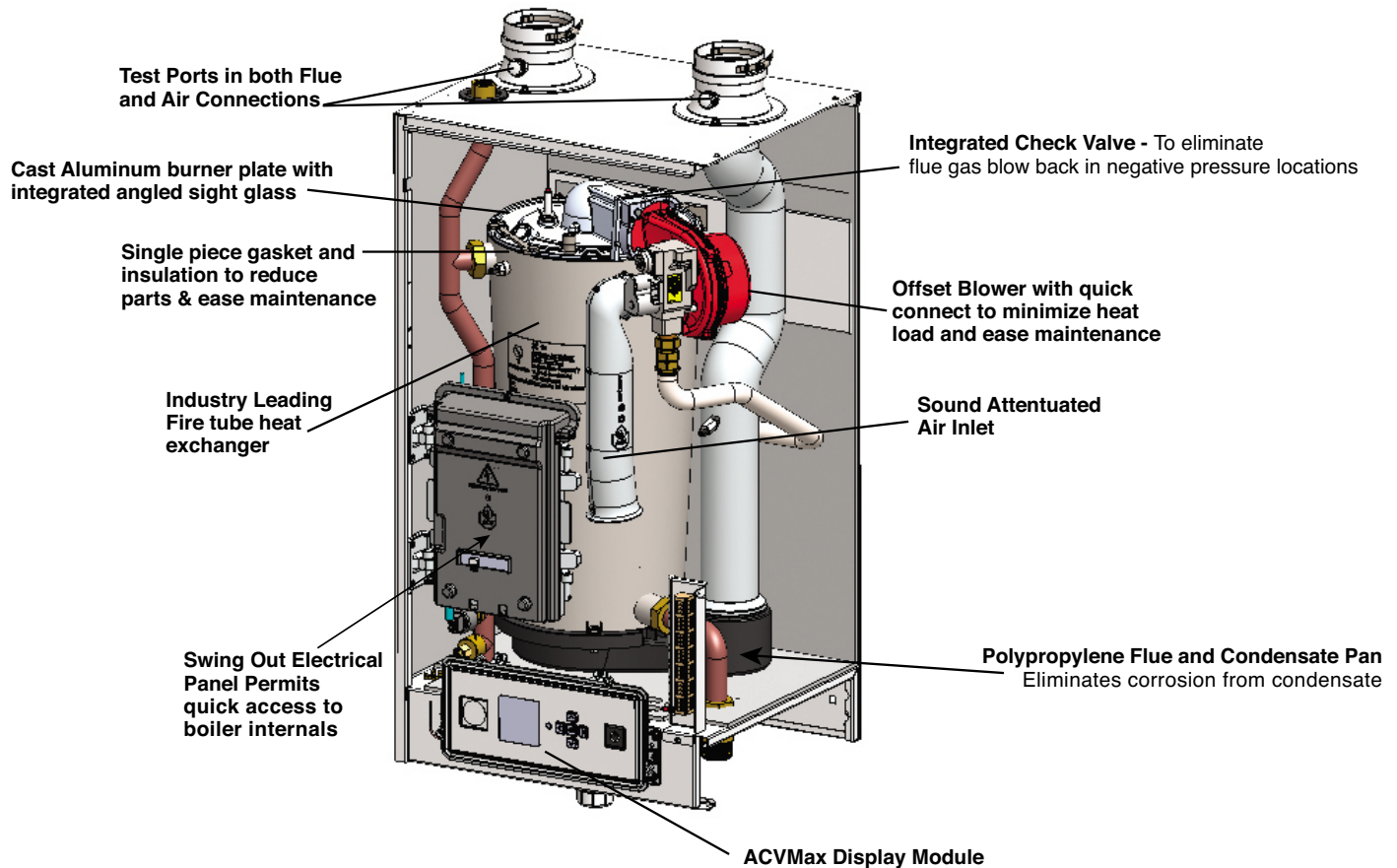
### Reliable Low Maintenance Design

- Self cleaning design washes away combustion debris
- 12 year history of reliable performance
- High performance burner design
- Low pressure drop allows piping directly to the system
- ASME Stamped 



# Prestige - Leader in Contractor Friendly Features

## Prestige Solo



## The Widest Range of Venting and Termination Options

### Venting

- 2", 3", and 4" diameters depending on model
- PVC, CPVC, SS and Polypropylene materials
- Flexible Polypropylene for chimney chases
  - Concentric (399 only) or twin pipe
  - Extended vent lengths up to 100 feet
- Common Vent for multiple boilers (399 only)

### Terminations

- Traditional PVC/CPVC/PP/SS piping elbows
  - Flush-mount PVC for twin pipes
  - Flush-mount Stainless Steel for twin pipes
- Single hole Concentric Termination for twin pipes
- Horizontal Concentric Termination (399 only)
- Horizontal and Vertical Common Vent Terminations (399 only)

# Prestige

## Performance Specifications

Boiler Model	Fuel	Input Modulation MBH	AFUE	DOE Heating Capacity MBH	Turndown Ratio	Net AHRI Rating MBH	Water Volume Gal.
Solo 80	Natural Propane	16 to 80	95%	74	5.0 : 1	64	2.1
Solo 110	Natural Propane	20 to 110	95%	102	5.5 : 1	89	2.1
Solo 155	Natural Propane	27.8 to 153	95%	142	5.5 : 1	123	4
Solo 175	Natural Propane	30.9 to 170	95%	157	5.5 : 1	137	5.3
Solo 250	Natural Propane	43.6 to 240	95%	222	5.5 : 1	193	4.5
Solo 299	Natural Propane	72.5 to 299	95%	278	4.1 : 1	242	7.4
Solo 399	Natural Propane	72.5 to 399	95.1%*	379	5.5 : 1	330	7.4

\*Thermal Efficiency

## Connections/Dimensions/Data

Boiler Model	Supply/Return Connections	Gas Connections	Vent/Air Diameter	Dimensions D x W x H	Weight Lbs
Solo 80	1"	1/2"	3"	17-5/16" x 19-3/4" x 36-9/16"	103
Solo 110	1"	1/2"	3"	17-5/16" x 19-3/4" x 36-9/16"	103
Solo 155	1-1/4"	3/4"	3"	17-5/16" x 19-3/4" x 36-9/16"	118
Solo 175	1-1/4"	3/4"	3"	17-5/16" x 19-3/4" x 36-9/16"	128
Solo 250	1-1/4"	3/4"	3"	17-5/16" x 19-3/4" x 36-9/16"	140
Solo 299	1-1/2"	1"	4"	23-5/8" x 24-7/8" x 39-3/8"	210
Solo 399	1-1/2"	1"	4"	23-5/8" x 24-7/8" x 39-3/8"	216

## Couple to Industry Leading Indirect Water Heater Family Tank in Tank Design (No Coils – Maintenance Free)



Model	Boiler Output BTU/hr	1st Hour Recovery (gal.)	Continuous Flow (gal.)	Peak Flow Gal/10mi
<b>SMART FAMILY WITH 2" INSULATION</b>				
Smart 30	87,000	140	115	40
Smart 40	112,000	180	150	50
Smart 50	140,000	220	185	65
Smart 60	270,000	410	360	100
Smart 80	300,000	460	400	125
Smart 100	337,000	525	450	150
Smart 120	420,000	650	560	190
<b>COMFORT FAMILY WITH 1-1/2" INSULATION</b>				
Comfort 45	90,000	149	127	44
Comfort 55	118,000	185	157	55

- Unparalleled performance allows 25-50% smaller size than competitors
- Fastest recovery - recovery in 30%-40% less time than competitors
- Stainless Steel construction
- Residential Smart tanks have limited lifetime warranty
- Comfort Tanks have 10 year limited warranty
- 7 sizes in Smart family
- 2 sizes in Comfort family

Triangle Tube reserves the right to make product changes or improvements at any time without notice.



Triangle Tube • One Triangle Lane • Blackwood NJ 08012 • [www.triangletube.com](http://www.triangletube.com)

p 856.228.8881 f 856.228.3584